




Intersect Suspended




INTERSECT LED linear light threads its linear form around angles and surfaces within a space creating a web of light.

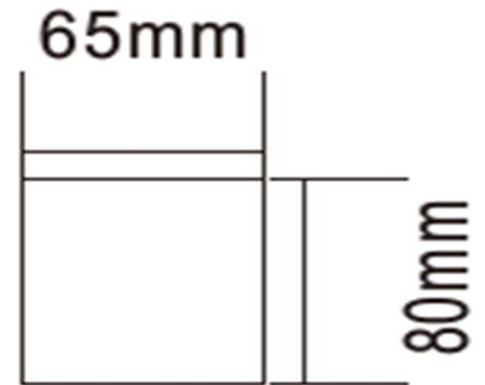
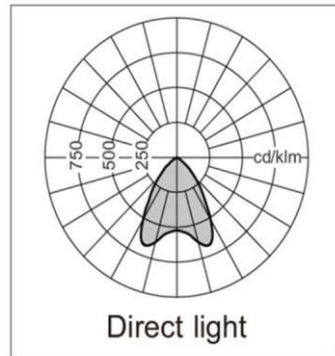
The minimal design affords a total-light effect providing outstanding visual comfort with reductions in luminance levels in upper emission corners and efficiency levels of over 73%.

The numerous installation types meet the needs of the most demanding lighting designers and make LED linear light the perfect solution for spaces of every shape.

The new high-performance specification-grade INTERSECT LED linear light is designed to meet the specific needs of commercial and institutional buildings, Architectural lighting etc.



Intersect Suspended



Features:

- More than 130lm/W
- Optimal glare control, UGR<22
- Seamless connection and no light leakage
- Individual type and continuous row optional
- No flickering, visual comfort

Specifications:

- Voltage Input: 220-240VAC
- Power Factor: >0.9
- SDCM ≤ 3
- Colour: Matt White (RAL9016)
- Efficacy: 130Lm/w
- Beam Angle: 90°
- CCT: 4000K
- CRI: >80
- Operating Temp: -35°C to +45°C
- Dimmable: Dimming options available
- Lifespan 50,000hrs (L90, Tc=55°C)
- Warranty: 5 years

Options:

- 90 CRI
- DALI, CCT Tunable 3000-6500K
- Matt Black (RAL9005)
- 1500mm (31W) & 3000mm (62W) lengths

Part Number	Lumens (Lm)	Watts (W)	Colour (CCT)	Frame Colour	Product Dimensions (mm)	Dimmable
LUMISS1225CTW3	3250	25	3000-6500	White	1200 x 70 x 85	CCT Tunable
LUMISS12254W2	3250	25	4000	White	1200 x 70 x 85	Dali
LUMISS12254W0	3250	25	4000	White	1200 x 70 x 85	Not Dimmable
LUMISS1531CTW3	4030	31	3000-6500	White	1500 x 70 x 85	CCT Tunable
LUMISS15314W2	4030	31	4000	White	1500 x 70 x 85	Dali
LUMISS15314W0	4030	31	4000	White	1500 x 70 x 85	Not Dimmable